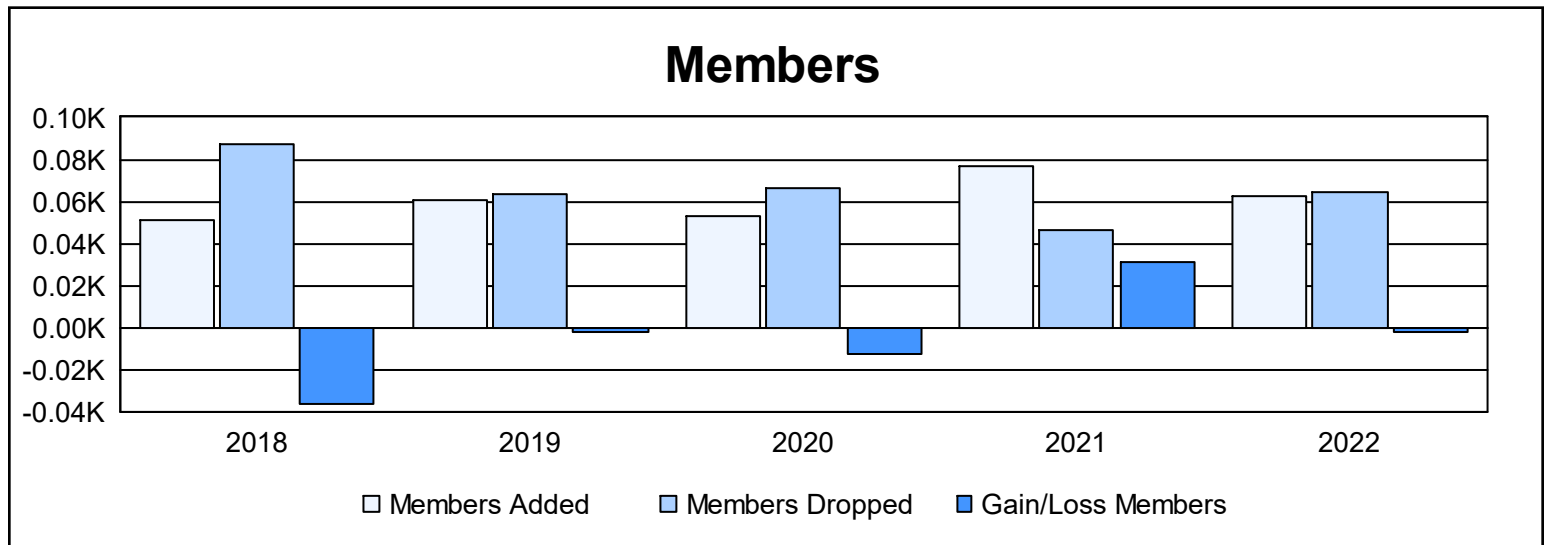
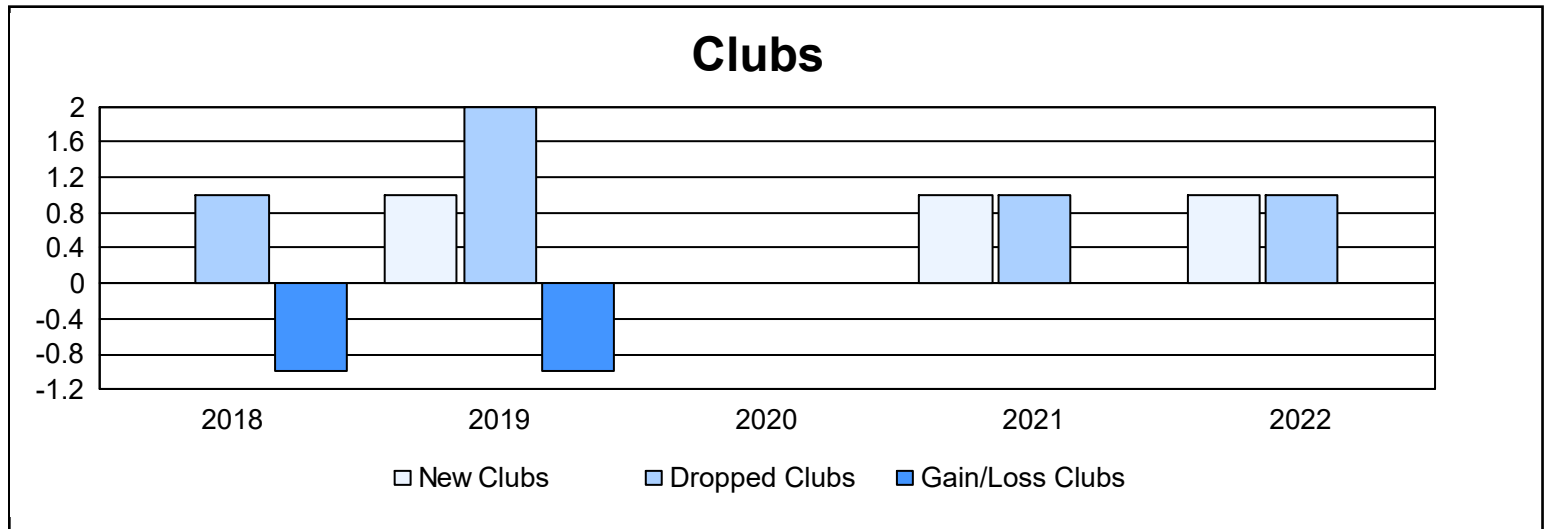
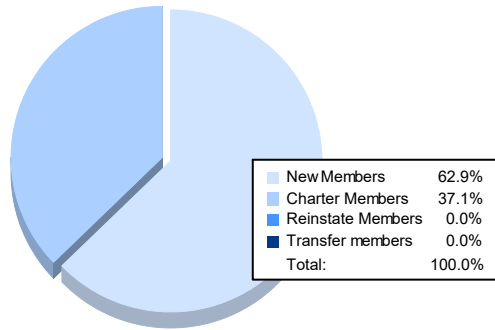


Year	New Clubs	Dropped Clubs	Gain/ Loss Clubs	New Members	Charter Members	Reinstate Members	Transfer Members	Total Member Added	Total Members Dropped	Gain/ Loss Members
2017-2018	0	1	-1	33	17	1	0	51	87	-36
2018-2019	1	2	-1	41	20	0	0	61	63	-2
2019-2020	0	0	0	49	3	1	0	53	66	-13
2020-2021	1	1	0	45	30	0	2	77	46	31
2021-2022	1	1	0	39	23	0	0	62	64	-2
<b>Average</b>	<b>1</b>	<b>1</b>	<b>0</b>	<b>41</b>	<b>19</b>	<b>0</b>	<b>0</b>	<b>61</b>	<b>65</b>	<b>-4</b>



### Membership Composition June 2022 Cumulative



### Gender Composition June 2022 Cumulative

